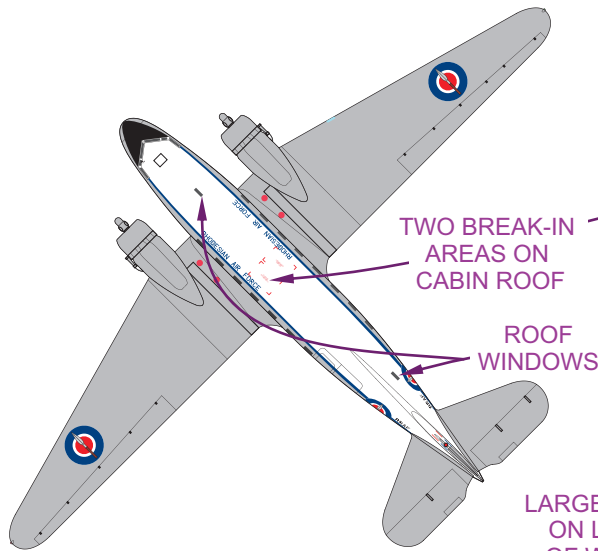


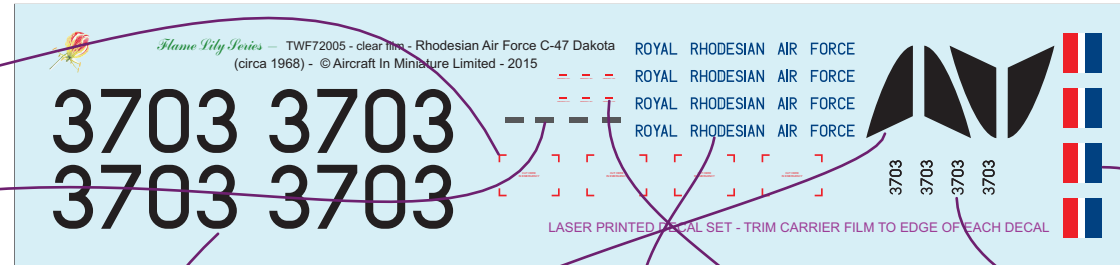
Flame Lily Series

TWF72005 - Rhodesia Air Force C-47 Dakota (circa 1968) - LASER PRINTED DECAL SET



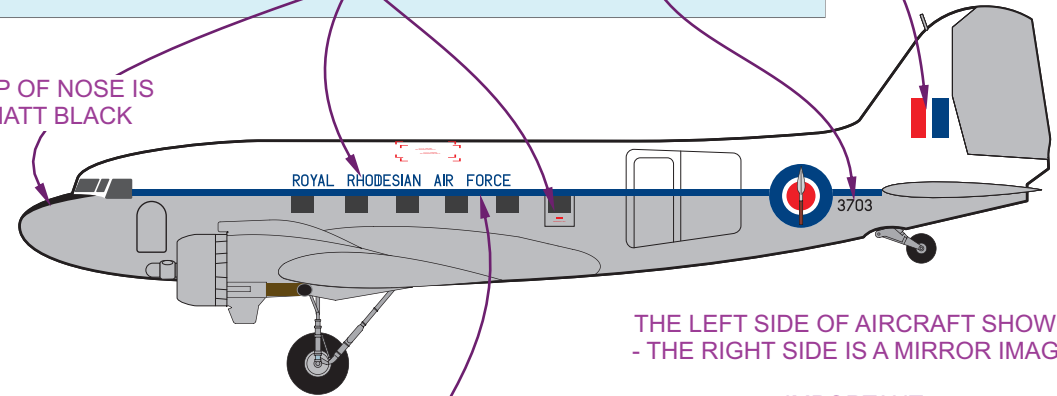
TWO BREAK-IN AREAS ON CABIN ROOF

ROOF WINDOWS



LARGE SERIAL NUMBERS ON LOWER SURFACE OF WINGS AS SHOWN

TOP OF NOSE IS MATT BLACK




THE LEFT SIDE OF AIRCRAFT SHOWN - THE RIGHT SIDE IS A MIRROR IMAGE

THESE DECALS CAN FOLD VERY EASILY DURING APPLICATION. DUPLICATES OF MANY DECALS ARE SUPPLIED IN CASE OF ACCIDENTS.

CHEAT LINE INCLUDES ROUNDEL - FUSELAGE ASSEGAIS POINTS UPWARDS

IMPORTANT THESE DECALS MUST BE APPLIED TO A GLOSS PAINTED SURFACE. PAINT THE TOP OF THE FUSELAGE AND FIN WHITE AND THE REMINDER OF THE AIRCRAFT SILVER, THEN APPLY THE DECALS



LARGE ROUNDELS IN FOUR POSITIONS SHOWN ON WINGS - ASSEGAIS POINT FORWARDS



TRIM CHEAT LINE DECALS TO REMOVE AS MUCH OF GREY AREA AS POSSIBLE - DO NOT CUT INTO LOWER EDGE OF CHEAT LINE

THE DECAL CARRIER FILM COVERS THE COMPLETE SHEET TRIM EACH DECAL TO REMOVE AS MUCH OF CARRIER FILM AS POSSIBLE BEFORE THE DECAL IS APPLIED



Produced by Aircraft In Miniature Limited in collaboration with H G Hannant Limited
© Aircraft In Miniature Limited 2015