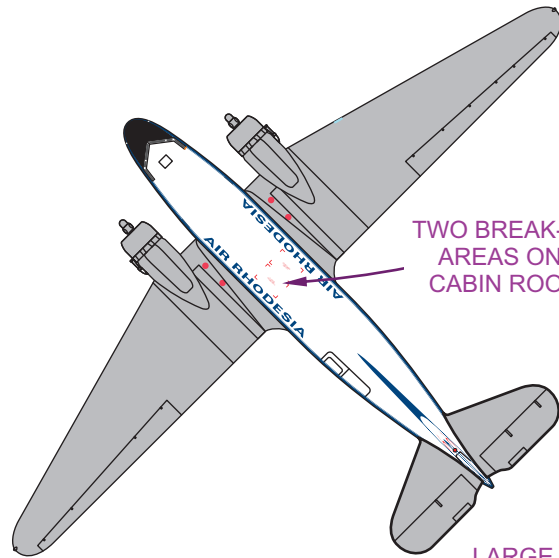
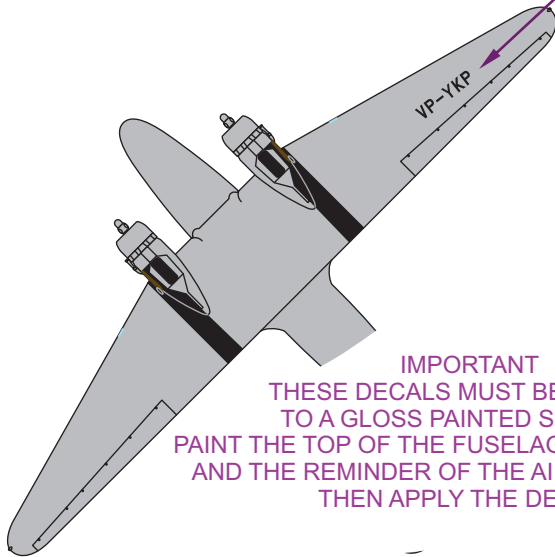


Flame Lily Series

TWF72002 - Air Rhodesia C-47 Dakota (circa 1968) LASER PRINTED DECAL SET



TWO BREAK-IN
AREAS ON
CABIN ROOF



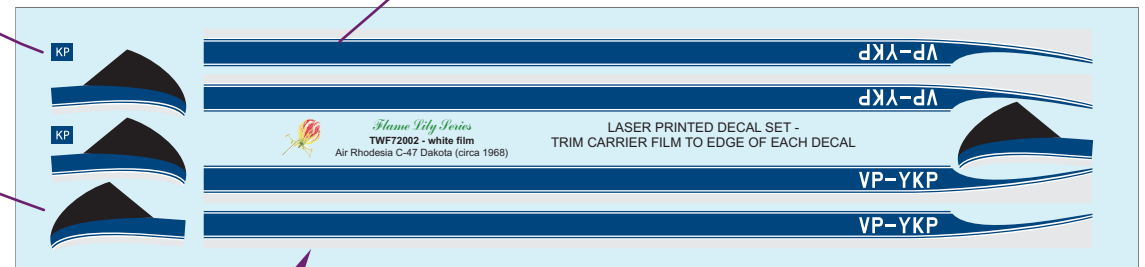
LARGE REGISTRATION
ON LOWER SURFACE
OF LEFT WING ONLY

'LAST TWO' OF
REGISTRATION
- WHITE LETTERS ON
TIP OF NOSE

TOP OF NOSE IS
MATT BLACK

THESE DECALS CAN FOLD VERY EASILY
DURING APPLICATION.
TWO OF EACH PART OF CHEAT LINE
(NOSE & FUSELAGE)
ARE SUPPLIED IN CASE OF ACCIDENTS.
APPLY NOSE DECAL FIRST.

THIS AIRCRAFT HAD AN ADDITIONAL
CABIN WINDOW - USE THIS DECAL WINDOW,
OR CUT OUT AND GLAZE THE EXTRA WINDOW



TRIM CHEAT LINE DECALS TO REMOVE AS MUCH OF GREY AREA
AS POSSIBLE - DO NOT CUT INTO
LOWER EDGE OF CHEAT LINE

THE DECAL CARRIER FILM COVERS THE COMPLETE SHEET
TRIMEACH DECAL TO REMOVE AS MUCH OF CARRIER FILM AS POSSIBLE BEFORE THE DECAL IS APPLIED

THE CHEAT LINE IS INTENTIONALLY
SUPPLIED WITHOUT WINDOW CUTOUTS
TO AVOID PROBLEMS WITH 'STRETCH'
WHEN THE DECALS ARE APPLIED

CUT OUT AND REMOVE EACH
WINDOW AREA WHEN THE DECAL HAS DRIED

THE LEFT SIDE OF AIRCRAFT SHOWN
- THE RIGHT SIDE IS A MIRROR IMAGE



Produced by
Aircraft In Miniature Limited
in collaboration with
H G Hannant Limited



© Aircraft In Miniature Limited 2015